

## Applications

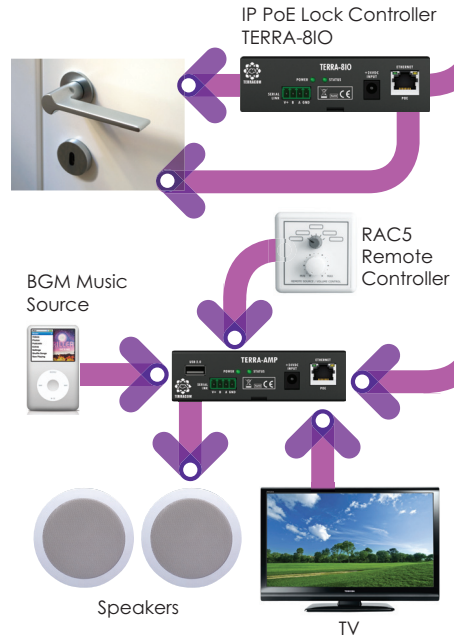
# HOTEL

Intelligent Building Solutions

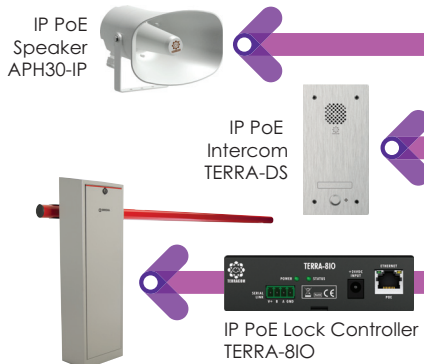


Management Server

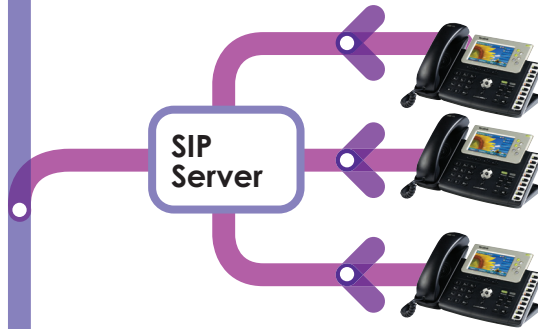
### Hotel Bedrooms



### Car Park Entrance



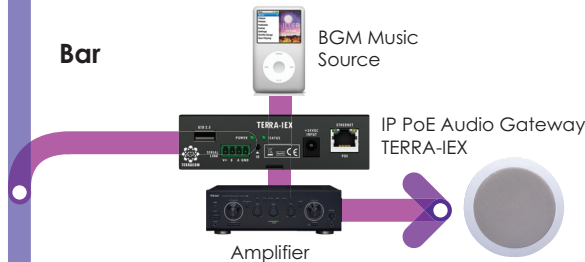
### Site Wide IP Telephone System



### Reception



### Bar



### Management Server Software

Connects all facilities that can be integrated via the TerraManager software which allows each IP device to be monitored and controlled.

From a single point of access the user has a complete overview of what is going on across the whole system.

We can achieve this as each IP device is connected to a common network managed by a PC and the TerraManager software. This also has recording and editing software allowing the user to make and edit their own recordings should they wish to make pre-recorded announcements such as "Fire Alarm Test", "The restaurant is open", "The bar is closed" etc.

### Public Address

Functionality of the public address is achieved using a number of devices.

### IP PoE Microphone Console

Enables the operator to make paging announcements to the Reception area, Bar and Car Park Entrance via the Reception IP PoE Microphone. The console has a touch sensitive LCD display with programmable soft keys which can be configured to select paging zones, trigger events such as open doors, play pre-recorded announcements & turn lights on or off. The microphone console also has a built in speaker to allow monitoring of broadcasts & two way communication with the intercom unit and IP Telephones.

### Audio Gateway

Speakers located in the Reception and Bar are powered by 2 x amplifiers. Each amplifier is connected to the IP network via an Audio gateway which takes the audio from the network and provides the Amplifier with a standard Line level input. Music can be played in the Reception & Bar by taking the output from a music source and feeding it directly into the Audio Gateway. The same music source can also be routed to any other gateway or IP PoE speaker. Local Paging microphones can also be accommodated for use by Staff. By using a microphone located at the Reception or the Bar connected to an Audio Gateway or via a IP PoE speaker we can record staff conversations with Customers so that in the event of an incident the recording can be used as supporting evidence or used for Staff training in conjunction with CCTV footage.

### IP PoE Projector Speaker

Located at the Car Park entrance, the IP speaker can receive paging announcements from the IP PoE Microphone, the Intercom unit or any IP telephone. The speaker has an optional built in microphone which can be used to monitor & record activity for the purpose of surveillance and intercom.

### Intercom

Located at the Car Park Entrance, this enables communication directly to the Reception IP PoE microphone via its inbuilt speaker. If Reception failed to answer the call it could be automatically diverted to any IP Telephone. We could automatically turn on a light at the entrance or play a pre-recorded message via a speaker when the Intercom call button was pressed while routing the call. The barrier or door could be opened using a soft key on the IP PoE microphone or via a push button or function key on a IP Phone.

### Door Access

The Lock Controller will manage the opening and closing of barriers & door locks via output contacts. The Management Server scheduler can be used to open and close doors at pre-set times. It can also be used to log entry and exit times.

### Integration with IP Telephone System

TerraManager can interface with a SIP based IP telephone system. If an IP phone system is used we can make use of these features:

- Make paging announcements from any IP phone to Public Address speaker zones/areas.
- Use the Reception IP PoE Microphone to page any individual or group of IP telephone handsets via their hands free speakers. This will save having to fit dedicated speakers in many areas.
- Use function keys on either the IP PoE microphone or telephone handsets to trigger events such as open door locks, play automated messages, and turn on/off lights or power to devices.

### Hotel Rooms

In each Hotel Room a Terra AMP will be installed, powering a speaker in the bedroom and one in the bathroom. The guest can then use a wall mounted RAC5 panel to choose between several pre set internet radio stations, hotel radio signals, the TV audio or their own music source (mp3 player etc).



Penton UK Ltd | Unit 2 Teville Industrials | Dominion Way | Worthing | West Sussex | BN14 8NW  
T: +44(0)1903 215315 | F: +44(0)1903 215415 | E:sales@pentonuk.co.uk

[www.pentonuk.co.uk](http://www.pentonuk.co.uk)